

# PIN DIODE ATTENUATOR

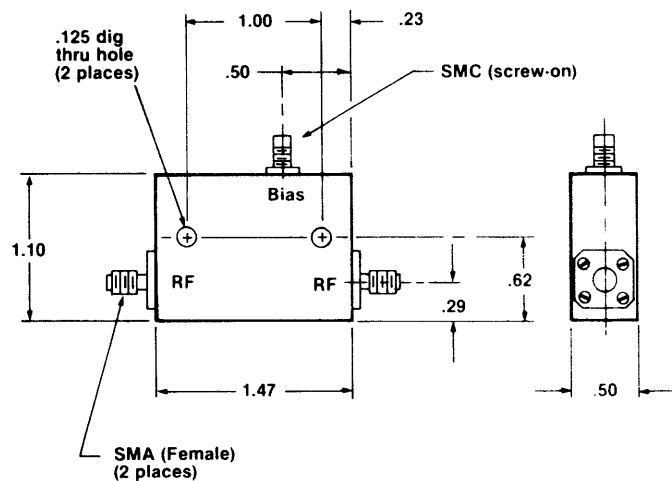
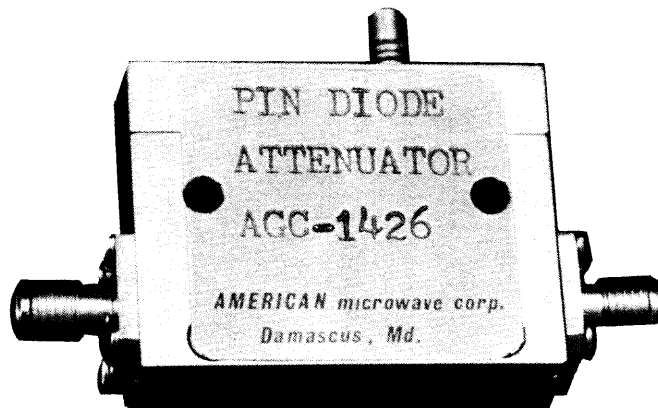
**AGC-1426**  
1.4 - 2.6 GHz

## FEATURES

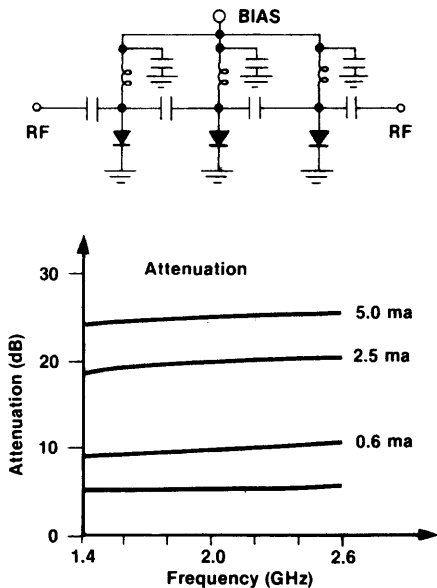
- Low Insertion Loss
- Solid State Reliability
- Absorptive Type

## SPECIFICATIONS

Frequency Range:	1.4 to 2.6 GHz
Attenuation Range	25dB, MIN
Insertion Loss	0.6dB, MAX
Maximum Input Level	+ 10dBm
VSWR In/Out	1.8:1, MAX
Frequency Flatness	± 1dB @ 10dB setting
Current Control	0 to + 10 ma
Modulation Rate	100 MHz
Impedance	50 Ohms
Temperature Range	+ 10 to + 70°C
RF Connectors	SMA Female
Bias Connector	SMC Screw-on



### Schematic Diagram



### Typical Performance

